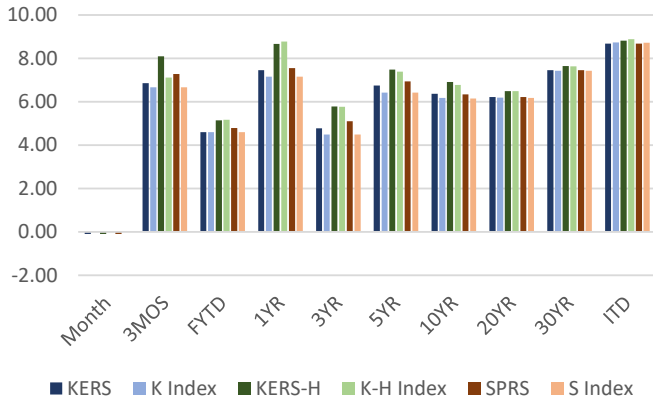


K,KH,S Pension Performance - 01/31/24

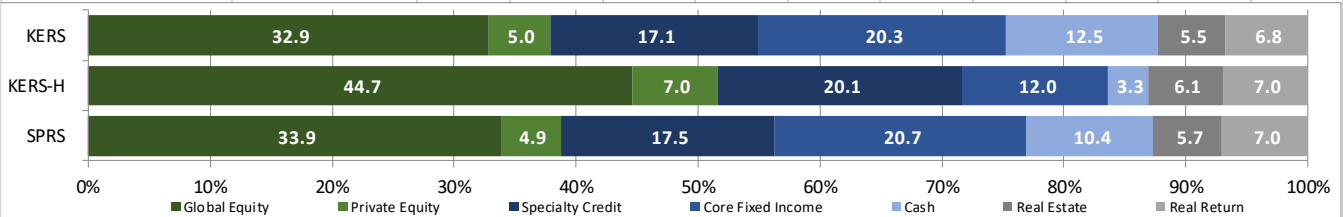


KERS, KERS-HAZ, & SPRS - PENSION FUND - PLAN NET RETURNS - 01/31/24

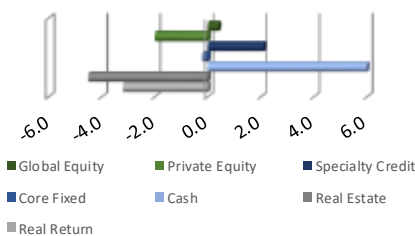
Plan	Market Value	Month	3 Months	Fiscal YTD	1 Year	3 Years	5 Years	10 Years	20 Years	30 Years	ITD
KERS	3,923,889,667.59	-0.10	6.86	4.60	7.46	4.78	6.74	6.37	6.22	7.46	8.68
KY Ret. KERS Plan IPS Index		0.01	6.66	4.60	7.16	4.49	6.42	6.17	6.19	7.43	8.73
KERS- H	960,668,682.85	-0.09	8.09	5.14	8.66	5.78	7.48	6.91	6.49	7.65	8.82
KY Ret. KERS Haz Plan IPS Index		-0.01	7.12	5.17	8.77	5.77	7.39	6.77	6.49	7.63	8.88
SPRS	620,801,124.80	-0.10	7.27	4.79	7.55	5.10	6.94	6.34	6.21	7.46	8.68
KY Ret. SPRS Plan IPS Index		0.01	6.66	4.60	7.16	4.49	6.42	6.15	6.18	7.42	8.72

KPPA PENSION FUND UNIT - NET RETURNS - 01/31/24 - PROXY PLAN ASSET PERFORMANCE

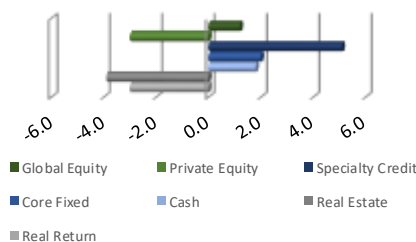
Structure	Month	3 Months	Fiscal YTD	1 Year	3 Years	5 Years	10 Years	20 Years	30 Years	ITD
PUBLIC EQUITY	0.39	15.68	7.09	13.04	5.35	9.77	8.14	7.20	8.59	10.24
MSCI ACWI	0.59	15.15	7.89	14.70	5.50	9.72	8.17	7.15	8.37	10.10
PRIVATE EQUITY	-0.68	-0.45	2.24	6.97	14.65	12.03	12.75	11.28		11.60
Russell 3000 + 3%(Qtr Lag)	-3.08	-8.70	3.30	11.38	12.27	13.28	13.64	11.36		11.66
SPECIALTY CREDIT	0.65	3.98	6.88	10.52	6.75	6.54				6.25
50% BB US HY / 50% Morningstar LSTA Lev'd Ln	0.34	5.99	7.43	10.23	3.76	4.96				4.53
CORE FIXED INCOME	-0.16	7.68	5.24	5.40	0.38	2.73	2.70			2.75
Bloomberg US Aggregate	-0.27	8.23	3.08	2.10	-3.17	0.83	1.63			1.72
CASH	0.47	1.40	3.03	4.73	2.22	1.94	1.46	1.80	2.74	3.34
FTSE Treasury Bill-3 Month	0.47	1.40	3.28	5.36	2.40	1.97	1.30	1.44	2.38	2.96
REAL ESTATE	-3.41	-4.69	-8.14	-11.79	6.83	7.32	8.62	7.57	6.17	6.31
NCREIF NFI-ODCE Net 1 Qtr in Arrears Index^	0.00	-2.10	-4.93	-12.88	6.19	4.72	7.19	6.64	7.45	6.24
REAL RETURN	-0.32	0.91	5.97	8.57	10.59	7.47	5.08			5.08
US CPI +3%	0.15	0.40	2.59	6.35	9.44	6.80	4.19			4.15



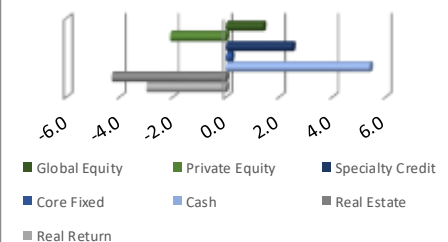
KERS PEN Relative Weights



KERS-HAZ PEN Relative Weights



SPRS PEN Relative Weights

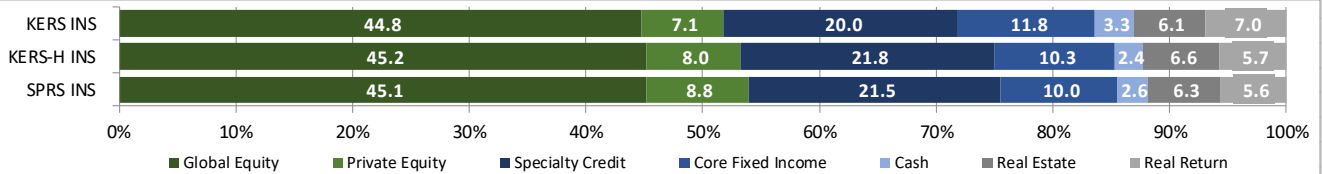


KERS INS, KERS-HAZ INS, SPRS INS - INSURANCE FUND - PLAN NET RETURNS - 01/31/24

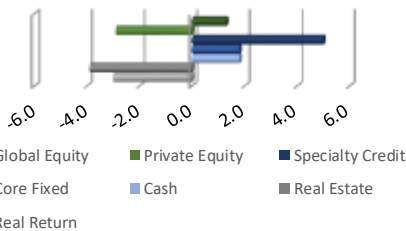
Plan	Market Value	Month	3 Months	Fiscal YTD	1 Year	3 Years	5 Years	10 Years	20 Years	30 Years	ITD
KERS INS	1,569,059,227.54	-0.07	8.25	5.03	8.57	5.71	7.51	6.66	6.19	6.71	7.29
KY Ins. KERS Plan IPS Index		-0.01	7.12	5.17	8.77	5.70	7.38	6.76	6.36	7.06	7.60
KERS - H INS	638,758,211.15	0.02	8.10	5.17	8.59	6.25	7.60	6.94	6.35	6.82	7.38
KY Ins. KERS Haz Plan IPS Index		-0.01	7.12	5.17	8.77	5.70	7.23	6.75	6.36	7.05	7.60
SPRS INS	256,833,709.22	-0.01	8.14	5.13	8.69	6.31	7.78	7.12	6.44	6.88	7.43
KY Ins. SPRS Plan IPS Index		-0.01	7.12	5.17	8.77	5.70	7.23	6.77	6.36	7.06	7.60

KPPA INSURANCE FUND UNIT - NET RETURNS - 01/31/24 - PROXY PLAN ASSET PERFORMANCE

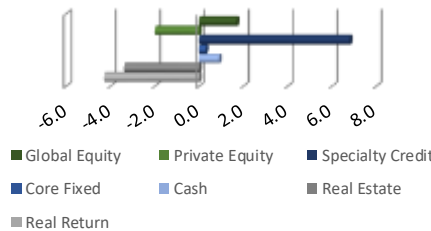
Structure	Month	3 Months	Fiscal YTD	1 Year	3 Years	5 Years	10 Years	20 Years	30 Years	ITD
PUBLIC EQUITY	0.36	15.69	7.04	12.86	5.34	9.75	8.20	7.17		8.64
MSCI ACWI	0.59	15.15	7.89	14.70	5.48	9.69	8.17	7.00		8.47
PRIVATE EQUITY	-0.24	0.48	3.69	8.42	17.07	12.14	13.92	10.97		10.84
Russell 3000 + 3%(Qtr Lag)	-3.08	-8.70	3.30	11.38	12.27	13.28	13.64	11.07		11.23
SPECIALTY CREDIT	0.70	3.95	6.98	10.68	6.91	6.51				6.15
50% BB US HY / 50% Morningstar LSTA Lev'd Ln	0.34	5.99	7.43	10.23	3.76	4.96				4.53
CORE FIXED INCOME	-0.15	7.71	5.13	5.23	0.23	2.55	2.43			2.48
Bloomberg US Aggregate	-0.27	8.23	3.08	2.10	-3.17	0.83	1.63			1.72
CASH	0.46	1.41	3.03	4.73	2.21	1.83	1.32	1.64		2.50
FTSE Treasury Bill-3 Month	0.47	1.40	3.28	5.36	2.40	1.97	1.30	1.44		2.41
REAL ESTATE	-3.21	-4.51	-7.79	-11.75	6.68	7.31	8.52			8.61
NCREIF NFI-ODCE Net 1 Qtr in Arrears Index^	0.00	-2.10	-4.93	-12.88	6.19	4.72	7.19			5.57
REAL RETURN	-0.36	0.59	5.15	8.42	9.34	7.16	4.84			4.80
US CPI +3%	0.15	0.40	2.59	6.35	8.73	6.80	4.25			4.20



KERS Insurance Relative Weights



KERS-HAZ Insurance Relative Weights



SPRS Insurance Relative Weights

