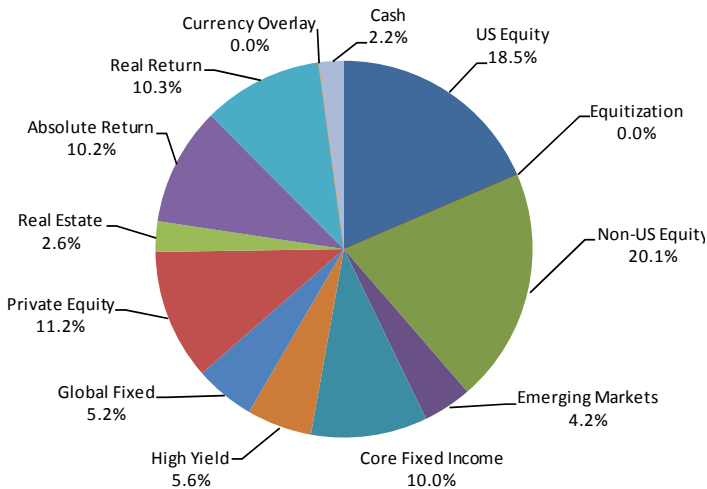
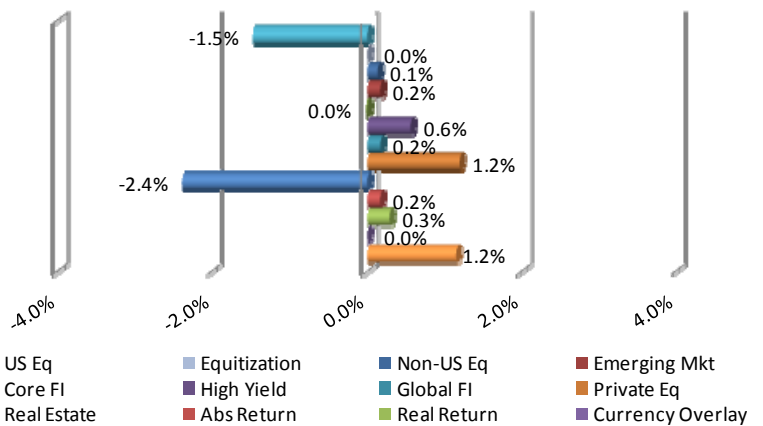


Kentucky Retirement Systems - Pension Fund - As of: 12/31/12										
Account / Group	Incep Date	MV	%	2Q-FY13	FY12	1 YR	3 YR	5 YR	10 YR	Incep
U.S. Equities										
Total US Equities	03/31/84	2,045,172,435	18.5%	0.49	6.73	15.92	11.00	2.26	7.77	10.85
Ky Ret.Domestic Eq. Blended Index				0.25	6.49	16.42	10.64	1.23	6.82	10.53
Non-U.S. Equities										
Total Non-US Equities (Less Curr. Overlay)	06/30/00	2,223,557,257	20.1%	6.12	14.00	16.33	3.53	(1.73)	8.65	1.91
Total Non-US Equities (With Curr. Overlay)	06/30/00	2,223,557,257	20.1%	6.12	14.01	16.43	2.94	(2.12)	8.42	1.70
KY Ret.Int'l Eq. Blended Index				5.89	13.83	17.39	4.59	(2.17)	9.28	2.50
Emerging Market Equities										
Total Emerging Market Equity	06/30/11	460,752,227	4.2%	6.29	15.20	23.92	--	--	--	3.90
MSCI Emerging Markets GD				5.61	13.94	18.63	--	--	--	(2.63)
Total Equity										
Total Equity	03/31/84	4,729,481,919	42.8%	3.61	10.83	17.11	7.41	0.48	7.72	10.73
KY Ret.Equity Blended Index				3.28	10.47	17.19	8.01	0.05	7.81	10.57
Total Fixed Income										
Total Fixed Income	03/31/84	2,288,608,658	20.7%	1.97	5.05	10.24	8.27	6.34	5.63	8.30
KY Ret.Fixed Blended Index				0.58	2.59	5.53	6.71	6.13	5.55	8.05
Real Return										
Total Real Return	06/30/11	1,136,770,580	10.3%	0.93	4.41	9.55	--	--	--	11.02
KRS CPI + 300 bpts				(0.04)	1.54	4.79	--	--	--	4.17
Absolute Return										
Total Absolute Return	03/31/10	1,123,092,576	10.2%	1.84	4.43	7.06	--	--	--	3.19
HFR FOF: Diversified				1.09	2.25	3.32	--	--	--	1.45
Real Estate										
Total Real Estate	06/30/84	288,143,975	2.6%	2.17	5.06	10.18	12.75	6.12	5.74	5.44
NCREIF O-E Div Core GR NonL				2.35	5.18	10.94	10.61	2.10	8.26	7.44
Private Equity										
Total Private Equity	09/30/90	1,237,033,294	11.2%	3.79	4.23	13.78	13.84	3.60	11.78	10.95
KY Alt. Assets Blended Index				7.26	4.92	35.30	12.20	5.25	8.18	--
Cash										
Cash	12/31/87	238,234,759	2.2%	0.10	0.19	0.30	0.50	1.10	2.24	4.23
CG 3 Month Treasury				0.02	0.05	0.07	0.09	0.45	1.69	3.76
Total Pension Fund										
Total Pension Fund	03/31/84	11,041,365,760	100.0%	2.72	7.10	12.88	8.25	2.92	7.11	9.45
KY Ret.Blended Index				2.50	6.24	13.57	8.06	3.27	7.27	9.53

KRS Pension Asset Allocation



KRS Pension Relative Weights



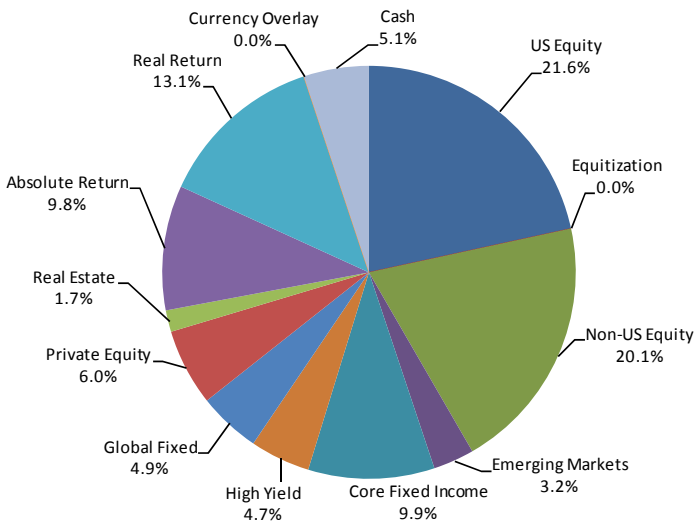
Dec 2012

KRS Quarterly PERFORMANCE UPDATE : Insurance Fund

Kentucky Retirement Systems - Insurance Fund - As of: 12/31/12

Account / Group	Incep Date	MV	%	2Q-FY13	FYTD	1 YR	3 YR	5 YR	10 YR	Incep
U.S. Equities										
Total US Equities	06/30/92	715,784,277	21.6%	0.52	6.72	15.86	10.62	1.92	7.45	8.57
KY Domestic Equity Blend				0.25	6.49	16.42	11.03	1.97	-	8.98
Non-U.S. Equities										
Total Non-US Equities (Less Curr. Overlay)	03/31/00	665,613,297	20.1%	6.29	13.99	15.96	3.03	(2.37)	9.15	2.10
Total Non-US Equities (With Curr. Overlay)	06/30/00	665,613,297	20.1%	6.29	14.00	16.09	2.24	(2.88)	8.81	1.75
KRS Ins.Int'l Eq Blended Index				5.89	13.83	17.39	4.18	(2.84)	8.91	1.31
Emerging Market Equities										
Total Emerging Markets	06/30/11	106,203,424	3.2%	6.29	15.20	23.97	--	--	--	3.95
MSCI Emerging Markets GD				5.61	13.94	18.63	--	--	--	(2.63)
Total Equities										
Total Equities	06/30/92	1,487,600,998	44.9%	3.43	10.46	16.81	6.81	(0.13)	7.48	8.44
KRS Ins.Equity Blended Index				3.23	10.40	17.15	7.62	(0.30)	7.17	8.25
Total Fixed Income										
Total Fixed Income	06/30/00	645,250,174	19.5%	1.83	4.98	10.01	8.12	6.75	6.56	7.27
KRS Ins. Fixed Blended Index				0.58	2.59	5.53	7.26	6.07	6.17	7.04
Real Return										
Total Real Return	06/30/11	433,753,888	13.1%	0.78	3.97	9.02	--	--	--	10.62
KRS CPI + 300 bpts				(0.04)	1.54	4.79	--	--	--	4.17
Real Estate										
Total Real Estate	04/30/09	56,229,804	1.7%	1.85	4.74	10.23	14.43	--	--	8.96
NCREIF ODCE Price Index				2.35	5.18	10.94	10.61	--	--	-
Absolute Return										
Total Absolute Return	03/31/10	323,581,175	9.8%	1.87	4.41	7.16	--	--	--	3.02
HFR FOF: Diversified				1.09	2.25	3.32	--	--	--	1.45
Private Equity										
Total Private Equity	05/31/01	199,361,669	6.0%	3.06	3.40	12.43	13.93	4.53	9.47	6.98
KRS Alt. Assets Blended Index				7.26	4.92	35.30	12.13	3.42	7.27	3.78
Cash										
Cash	06/30/92	169,194,804	5.1%	0.29	0.36	0.47	0.33	0.70	2.18	3.30
CG 3 Month Treasury				0.02	0.05	0.07	0.09	0.45	1.69	3.09
Total Insurance Fund										
Total Insurance Fund	03/31/87	3,314,980,074	100.0%	2.41	6.87	12.17	7.60	0.98	7.39	7.65
KRS Ins.Blended Index				2.39	6.26	13.16	8.49	1.55	7.54	7.78

KRS Insurance Asset Allocation



KRS Insurance Relative Weights

